

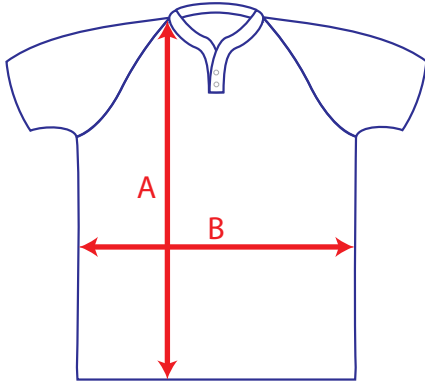


DIMENSIONS ARE GARMENT SIZES

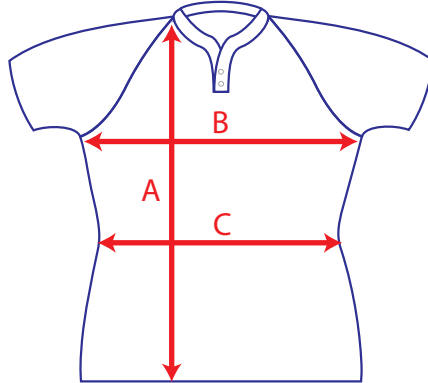
For equivalent chest or waist sizes please double measurements shown

TOLERANCE = +/- 1 cm,
if in doubt order one size larger

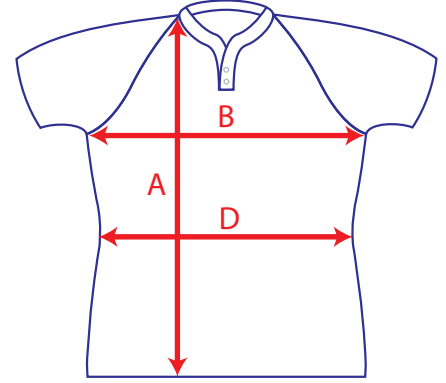
Straight



Tight

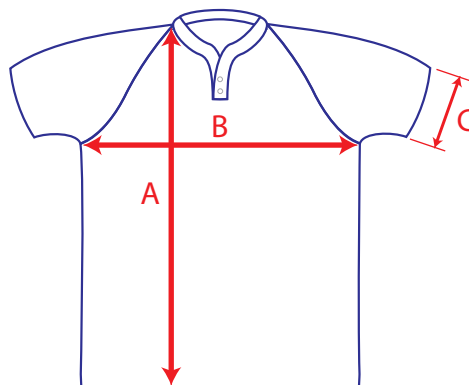


Half Tight



Units: CM

	XXS	XS	S	M	L	XL	2XL	3XL	4XL	5XL
A	66.0	68.5	71.0	73.5	76.0	78.5	81.0	83.5	86.0	89.0
B	45.0	47.5	50.0	52.5	55.0	57.5	60.0	62.5	65.0	67.5
C	36.0	38.0	40.0	42.0	44.0	46.0	48.0	50.0	52.0	54.0
D	39.0	41.0	43.0	45.0	47.0	49.0	51.0	53.0	55.0	57.0



Units: CM

Kids Size

	6	8	10	12	14
A	59.0	61.0	63.0	65.5	68.0
B	42.0	44.0	46.0	48.0	50.0
C	13.0	14.0	15.0	16.0	17.0